

20-LB x2 CAPACITY COIN STACK DRYER

AD-320



ADC™ built its reputation over the last 50 years on the AD Series dryer. With a passion for innovation and design, top-to-bottom quality, and the ability to customize your build, the AD Series dryers are a popular choice for vended laundry locations. In choosing an AD Series Dryer, you choose a user-friendly and reliable vended laundry system that helps you meet your customers' needs.

COMPUTER OPERATED

ADC™ brought computer-operated dryers to the market, and today we continue to be a leader in applying technology to dryer operation.

The AD Series features an accessible design with easy-to-read LCD screens and a user-friendly multilingual interface.

Our advanced technology allows for self-diagnostic controls, which constantly monitor and give you up-to-date details and information on your machine.

PAYMENT OPTIONS

The AD series offers an array of Customer Payment options.

1. The standard preconfigured mechanical coin drop.
2. Configurable Multi Coin Drop
3. The Card Reader Ready option

As times change, you can change your method for receiving payments as well.



STANDARD FEATURES

- 20-lb capacity per pocket
- 8.4 cu. ft. volume per pocket
- 60,000 BTU/hr heat input and 400 cfm per pocket
- 100% axial airflow
- Steel door with gasketless glass
- 16" diameter vent connection per pocket
- 1/2" gas connection per pocket
- Independent electrical connections for each tumbler
- Only 38-7/8" deep (for gas and electric)
- Single coin drop
- Front-servicable
- Fits through a standard 36" door
- Available in gas, steam and electric heat

OPTIONAL FEATURES

- Stainless steel front, cabinet & basket
- S.A.F.E. (Sensor Activated Fire Extinguishing System)

See adclaundry.com for warranty details.

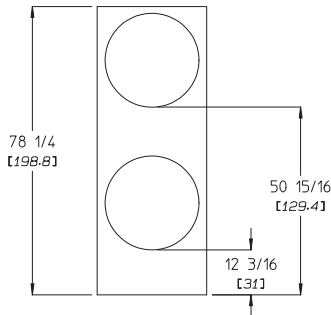
VISIT ADCLAUNDRY.COM FOR MORE INFORMATION.

20-LB x2 CAPACITY COIN STACK DRYER

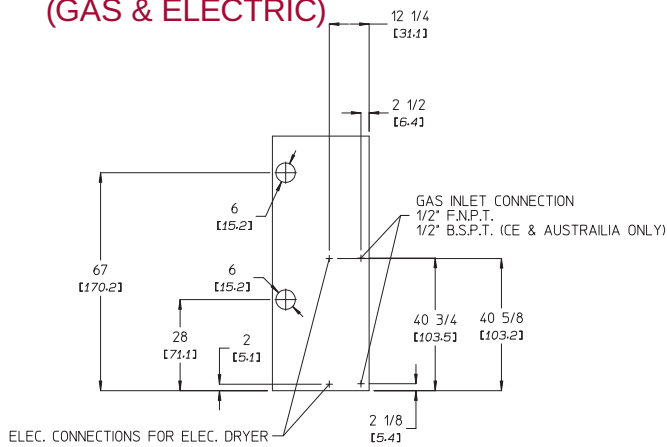
AD-320



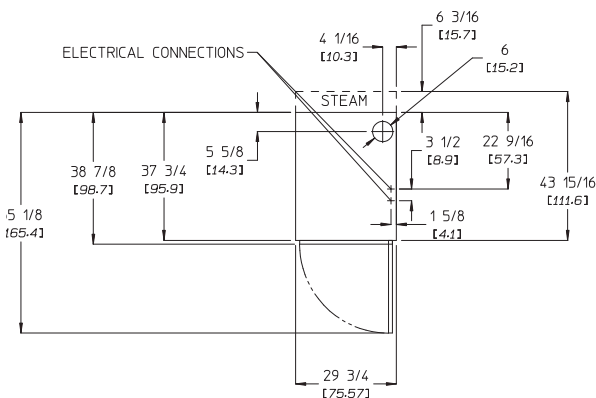
FRONT VIEW



REAR VIEW (GAS & ELECTRIC)



PLAN VIEW



AD-320 COIN READY	ELECTRIC	GAS	STEAM*
CAPACITY			
Maximum Capacity Dry Weight (per pocket) — lbs (kg)	20 (9.07)	20 (9.07)	20 (9.07)
Tumbler Diameter — in. (cm)	27-1/4 (69.22)	27-1/4 (69.22)	27-1/4 (69.22)
Tumbler Depth — in. (mm)	25 (63.5)	25 (63.5)	25 (63.5)
Tumbler Volume (per pocket) — cu. ft. (L)	8.4 (237.86)	8.4 (237.86)	8.4 (237.86)
Tumbler/Drive Motor — hp (kW)	1/3 (0.25)	1/3 (0.25)	1/3 (0.25)
Blower/Fan Motor — hp (kW)	N/A	N/A	N/A
DIMENSIONS			
Cabinet Width — in. (cm)	29-3/4 (75.57)	29-3/4 (75.57)	29-3/4 (75.57)
Cabinet Depth — in. (cm)	38-7/8 (98.7)	38-7/8 (98.7)	43-15/16 (111.6)
Cabinet Height — in. (cm)	78-1/4 (198.8)	78-1/4 (198.8)	78-1/4 (198.8)
Door Opening (diameter) — in. (cm)	21-1/2 (54.6)	21-1/2 (54.6)	21-1/2 (54.6)
Door Sill Height — in. (cm)	Top pocket 50-15/16 (129.4) Bottom pocket 12-3/16 (31)		
Water Connection	3/4" (11.5 NH) F.N.P.T. 3/4" B.S.P.T. (Outside North America)		
Dryers per 20' / 40' Container	14 / 28		
Dryers per 48' / 53' Truck	34 / 36		
APPROXIMATE WEIGHT			
Approximate Net Weight — lb (kg)	760 (344.7)	760 (344.7)	873 (396.0)
Approximate Shipping Weight — lb (kg)	795 (360.6)	795 (360.6)	949 (430.5)
Voltage Available	208-416V 1,3ø 2,3,4w 50 / 60 Hz	100-240V 1ø 2w 50 / 60 Hz	100-240V 1ø 2w 50 / 60 Hz
Airflow 50 HZ — CFM (CMM)	333 (9.44)	333 (9.44)	333 (9.44)
Airflow 60 HZ — CFM (CMM)	400 (11.33)	400 (11.33)	400 (11.33)
Heat Input — BTU/hr (kcal/hr)	N/A	60,000 (15,120)	N/A
Gas Inlet Connection Size — in.	N/A	1/2 F.N.P.T. 1/2 B.S.P.T. (CE and Australia)	N/A
Exhaust Connection (diameter) — in. (cm)	6 (15.24)	6 (15.24)	6 (15.24)
Oven Size	15 kW / 51,228 BTU / 12,910 Kcal	N/A	N/A
Steam Consumption (Max) — lb/hr (kg/hr)	N/A	N/A	101 (45.8)
Operating Steam Pressure — psi (bar)	N/A	N/A	125 (8.6)
Boiler Horsepower (Normal Load) — Bph	N/A	N/A	2.9
Supply Connection — in.	N/A	N/A	1 F.N.P.T. (female)
Return Connection — in.	N/A	N/A	1 F.N.P.T. (male)

*Dryer must be provided with clean, dry and regulated 80 psi _ + 10 psi (.51 bar _ + 0.68 bar) air supply.